



District Report Card: 2017


State: Odisha	District: Bhadrak
Class: 3	Subject: Language
Schools: 60	Students: 920


Participation/Coverage


Students

<div>GENDER</div> <div></div>	Boys				Girls			
	Number		%		Number		%	
	436		47.39		484		52.61	

<div>AREA</div> <div></div>	Rural				Urban			
	Number		%		Number		%	
	821		89.24		99		10.76	

<div>CATEGORY</div> <div></div>	SC		ST		OBC		GEN	
	Number	%	Number	%	Number	%	Number	%
	370	40.22	77	8.37	345	37.50	128	13.91

<div>CWSN</div> <div></div>	LD	VI	HI	S&LD	ID	Oth
	1	3	0	4	4	1

<div>Management</div> <div></div>	Government				Government-aided			
	Number		%		Number		%	
	920		100.00		0		0.00	

Average Performance of Students in Language (%)

Overall	Gender		Area		Management		Social Group			
	Male	Female	Rural	Urban	Govt.	Aided	SC	ST	OBC	GEN
66.02	65.12	66.83	66.13	65.12	66.02	0.00	65.19	66.15	65.91	68.65

Performance on Learning Outcomes (LOs)

Learning Outcomes	Description	Average Performance(%)
L304	Reads small texts with comprehension i.e., identifies main ideas, details, sequence and draws conclusions	67.85
L312	Reads printed scripts on the classroom walls: poems, posters, charts etc.	62.37

Range of Performance of Students who Answered Correctly							
Below 30%		30% - 50%		50% - 75%		Above 75%	
Number	%	Number	%	Number	%	Number	%
58	6.30	156	16.96	353	38.37	353	38.37

Lowest Performing Learning Outcomes (LOs)

1 - Reads printed scripts on the classroom walls: poems, posters, charts etc. (62.37)

2 - Reads small texts with comprehension i.e., identifies main ideas, details, sequence and draws conclusions (67.85)